

# ZSB Series

## Label Printer Quick Start Guide



P1116910-03EN Rev. B

Zebra Technologies | 3 Overlook Point | Lincolnshire, IL 60069 USA

© 2024 Zebra Technologies Corp. and/or its affiliates. All rights reserved. ZEBRA and the stylized Zebra head are trademarks of Zebra Technologies Corp., registered in many jurisdictions worldwide. All other trademarks are the property of their respective owners.



**ZEBRA**

[zebra.com](https://www.zebra.com)

# Set Up Your Printer

1

## Remove the Shipping Insert

Press the release bar, open the printer cover, and remove the shipping insert. Align the label and close the printer cover.

2

## Power On the Printer

The printer automatically prints a label with a QR code and a URL when you first turn it on.

3

## Get the ZSB Series App

Scan the QR code with the camera on your mobile device, or enter the URL in your computer browser, and download the app.

4

## Follow the Guided Setup

Use the iOS or Android mobile app, or Windows or MacOS desktop app, to create an account and add your printer to your account.

5

## Print Labels

Print labels from practically anywhere, from your ZSB Series Workspace to online platforms and third-party mobile and desktop applications.

Get the ZSB Series App

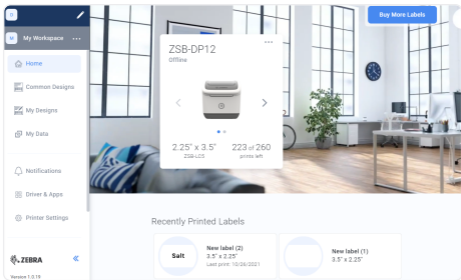


Scan the QR code with the camera on your iOS or Android device and download the **ZSB Series App**.

[zsbseries.com/setup](https://zsbseries.com/setup)



# Create Your Own Labels



After setting up your printer, sign into your **ZSB Series Workspace** to design and print your own labels. You also have access to hundreds of pre-made designs that you can customize to fit your needs.

[zsbseries.com/workspace](https://zsbseries.com/workspace)







## Printing Labels from Third-Party Apps

- **PC or Mac:** Download the ZSB driver and follow the on-screen instructions to install.

**Print from desktop** apps such as Microsoft Word, or from online platforms like Amazon, eBay, and UPS.

**Mobile PDF Printing** lets you print PDFs from your preferred shipper or e-commerce app on your mobile device.

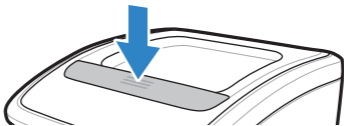
- **iOS:** From your PDF ▶ select **Share** (  ) ▶ then choose the **ZSB Series App** (  )  
**AirPrint™** is an Apple technology that enables wireless printing from your iPhone, iPad, iPod touch, or Mac.
- **Android:** From your PDF ▶ open the **Android menu** (  ) ▶ select **Send...** or **Share...** ▶ then choose the **ZSB Series App** (  ). **Android PrintService** lets you print many different file types from any Android device that is on the same Wi-Fi network as your printer.

Use of the Works with Apple badge means that an accessory has been designed to work specifically with the technology identified in the badge and has been certified by the developer to meet Apple performance standards.

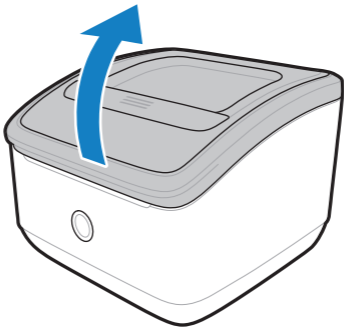
Apple, iPhone, AirPrint, iPad, iPad Air, iPad Pro, iPod touch, and Mac are trademarks of Apple Inc., registered in the U.S. and other countries.

## Replacing Label Cartridges

- 1 Press the release bar.

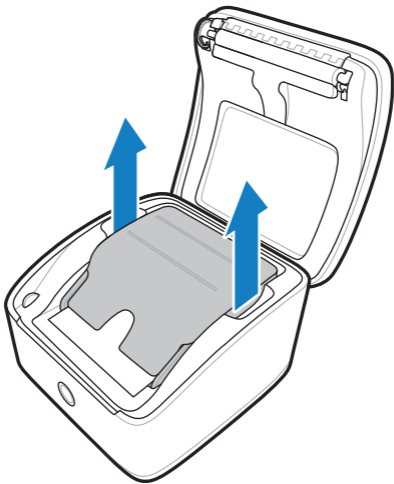


- 2 Open the printer cover.



3

Lift out the cartridge by grasping the sides, remove the smart chip, and recycle.



4

Drop in the new cartridge.

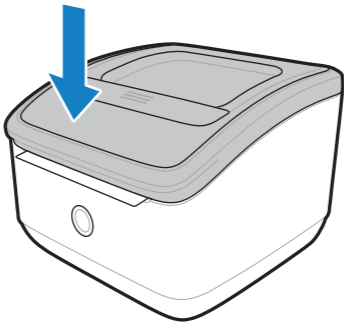
5

Pull the first label out to the tear edge.



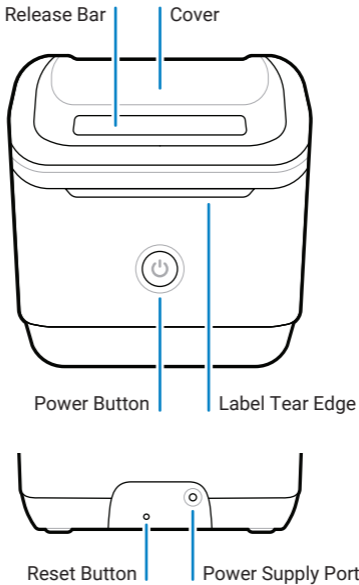
6

Close the printer cover.



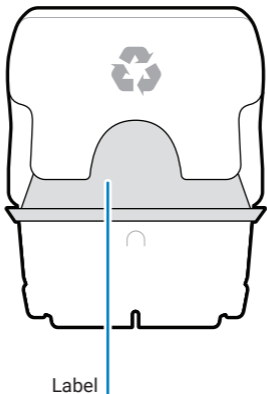


# ZSB Series Label Printer



## ZSB Series Label Cartridges

Cartridges and packaging are eco-friendly and recyclable. We offer a range of common label sizes.



## Important Links

### Get the most from your ZSB Series Printer.

- Looking for guides, video tutorials, helpful tips, and how to contact our ZSB Series customer success team?  
Visit [zsbseries.com/support](https://zsbseries.com/support)  
We also offer phone and chat support for the US and UK.
- What are the Power Button LEDlights telling me?  
Visit [zsbseries.com/support/LED](https://zsbseries.com/support/LED)
- How do I disable auto-feed when changing label cartridges?  
Visit [zsbseries.com/support/labelsaver](https://zsbseries.com/support/labelsaver)
- Looking for our two year warranty, end user license agreement, and regulatory information?  
Visit [zsbseries.com/legal](https://zsbseries.com/legal)



**ZEBRA**