

ENTERPRISE BROWSER V1.2

CONTENTS

1. [Description](#)
2. [Release Notes](#)
3. [Device Compatibility](#)
4. [Components](#)
5. [Installation](#)
6. [Usage Notes](#)
7. [Issues fixed in this release](#)
8. [Known Issues](#)
9. [Supported Ciphers](#)
10. [Part Numbers](#)

DESCRIPTION

Thank you for selecting the Enterprise Browser as your mobility solution tool. User friendly mobile applications are key to leveraging the power, value and return on investment of your mobile solutions and with the Enterprise Browser you can significantly reduce the time and cost associated with mobile application development.

Enterprise Browser allows you to create flexible, OS-independent, hardware-agnostic applications that look, feel and act the same on every supported device. You can rapidly create robust mobile applications that can include a wide range of advanced data capture capabilities. Whether you want to streamline your warehouse, delivery or service operations or enable more robust asset tracking & visibility, Enterprise Browser will help you get your enterprise mobility solution up and running.

RELEASE NOTES

Version 1.2

- **SAP ITS Mobile Compliance**
 - SAP ITS Mobile Usage guide for Enterprise Browser.
 - JavaScript keyCode support for SAP Apps.
- **Added support for [WorkAbout Pro 4 CE 6.0](#)**
- **Added support for [MC18 Android KitKat](#)**
 - Includes a new SmartCradle API
 - Includes a new BatteryDiagnostics API
- **New Enterprise Browser APIs.**
 - [Database API](#)
 - [SymbolDevice API](#)
- **Feature Demo Application.**
- **New configuration tags**
 - `<ZoomInKey>` & `<ZoomOutKey>`
To ease the usage of Applications running on Enterprise Browser, users can now configure Hardware Function Keys to perform ZoomIn and ZoomOut operations without having to make changes to the application. *Applicable to Windows devices only*
 - `<DisableScannerInApp>`
This tag has been introduced to disable barcode scanning abilities for legacy Scanner API. This setting will not effect the behavior of barcode scanning in the License dialogue. *Applicable to Windows devices only*
 - `<isWindowsKey>`

This tag has been introduced to mimic Windows Mobile key codes for the device's hardware keys. If enabled then the application will get the Windows Mobile function key code value for F1 to F12 keys instead of what Android would send normally. This can be useful to support both types of devices with one codebase. *Applicable to Android devices only which consists of hardware keys.*

- [Documentation moved On-line.](#)

Version 1.1

- Added support for TC70 Android KitKat
- Added support for MC18 CE 7.0
 - Includes a new SmartCradle API
- Added support for MC32N0 Android JellyBean
- Added API matrix for platform compatibility.
- Dynamic update of offline docs. Now it is possible to sync with the latest changes to documentation between releases.
- New configuration tags
 - <ShowLicenseConfirmation>
The developer can now configure EB to hide the 'Licensed to...' dialog. *applicable to Windows devices only*
 - <EnableZoom>
The developer can now switch off pinch & zoom. *Only supported on Android*

Version 1.0

The Enterprise Browser is a cross platform, device agnostic web development kit. It is intended as a successor to PocketBrowser and the RhoElements Shared Runtime. Created exclusively for Symbol devices, EB is a runtime which when installed on a device, will render web pages and provide device capabilities through the use of HTML and Javascript. The Enterprise Browser is targeted at the Enterprise community writing hybrid web applications.

Backwards Compatibility

- RhoElements v1.x
- RhoElements v2.x
- RhoElements v4.x
- PocketBrowser v2.x
- PocketBrowser v3.x

[Back to Top](#)


DEVICE COMPATIBILITY

The Enterprise Browser supports Android JB, Android KitKat (on selected devices) , Windows Embedded Handheld 6.1, 6.5 and Windows CE 5, 6 & 7 on Symbol devices.

Symbol Devices

This software release has been approved for use with the following Enterprise Mobility devices.




Mobile Computers

	DEVICE FAMILY	DEVICE	OPERATING SYSTEM(S)	SUPPORTED WEB VIEWS
	ES400	ES400	Windows Embedded Handheld 6.5	Internet Explorer, Webkit
	ET1	ET1 (Enterprise Tablet), ET1 WAN	Android 4.1 (JellyBean)	Android Stock Webkit




				
	MC18	MC18	Windows CE 7.0, Android KitKat	Internet Explorer, Webkit, Android Stock Webkit
	MC3090	MC3000, MC3090	Windows CE 5.0 Windows Mobile 6.1	Internet Explorer
	MC3100	MC3100R, MC3100S, MC3190G, MC3190R, MC3190S, MC3190Z	Windows CE 6.0 Professional Windows Embedded Handheld 6.5	Internet Explorer, Webkit
	MC32N0	MC32N0	Android 4.1 (JellyBean) Windows CE 7.0	Internet Explorer, Webkit, Android Stock
	MC40	MC40	Android 4.1 (JellyBean)	Android Stock Webkit
	MC45	MC45	Windows Embedded Handheld 6.5	Internet Explorer, Webkit
	MC55	MC5574, MC5590	Windows Embedded Handheld 6.5	Internet Explorer, Webkit
	MC55A0	MC55A0	Windows Embedded Handheld 6.5	Internet Explorer, Webkit
	MC55N0	MC55N0	Windows Embedded Handheld 6.5	Internet Explorer, Webkit
	MC65	MC659B	Windows Embedded Handheld 6.5	Internet Explorer, Webkit
	MC67	MC67	Windows Embedded Handheld 6.5	Internet Explorer, Webkit,

			Android 4.1 (JellyBean)	Android Stock
	MC70	MC7004, MC7090, MC7094, MC7095	Windows Mobile 6.1	Internet Explorer
	MC75	MC7506, MC7508, MC7596, MC7598	Windows Embedded Handheld 6.5	Internet Explorer
	MC75a	MC75A0, MC75A6, MC75A8	Windows Embedded Handheld 6.5	Internet Explorer, Webkit
	MC9000	MC9090, MC9097, MC9094	Windows CE 5.0 Windows Mobile 6.1	Internet Explorer
	MC9100	MC9190-G, MC9190Z	Windows CE 6.0 Professional Windows Embedded Handheld 6.5	Internet Explorer, Webkit
	MC9200	MC92N0	Windows CE 7.0 Windows Embedded Handheld 6.5	Internet Explorer, Webkit
	MC9500	MC9590, MC9596, MC9598, MC959B (WM6.1)	Windows Mobile 6.1, Windows Embedded Handheld 6.5	Internet Explorer, Webkit
	TC55	TC55	Android 4.1 (JellyBean)	Android Stock Webkit
	TC70	TC70 GA1	Android 4.3 (KitKat)	Android Stock
	WorkAbout Pro 4	7528S	Windows CE 6.0	Internet Explorer, Webkit



Vehicle Computers

	DEVICE FAMILY	DEVICE	OPERATING SYSTEM(S)	SUPPORTED WEB VIEWS
	VC5090	VC5090	Windows CE 5.0	Internet Explorer
	VC6000	VC6000, VC6096	Windows Embedded Handheld 6.5	Internet Explorer
	VC70	VC70	Windows CE 7.0	Internet Explorer, Webkit

Micro Kiosks

	DEVICE FAMILY	DEVICE	OPERATING SYSTEM(S)	SUPPORTED WEB VIEWS
	MK3000	MK3000, MK3090	Windows CE 5.0	Internet Explorer
	MK3100	MK3100, MK3190	Windows CE 7.0	Internet Explorer, Webkit
	MK4000	MK4000, MK4090	Windows CE 5.0	Internet Explorer

Wearable Computers

	DEVICE FAMILY	DEVICE	OPERATING SYSTEM(S)	SUPPORTED WEB VIEWS
	WT4090	WT4070, WT4090	Windows CE 5.0	Internet Explorer
	WT41N0	WT41N0	Windows CE 7.0	Internet Explorer, Webkit

Memory Considerations

Enterprise Browser offers support for legacy device families such as the MC9000 and MK4000. The devices supported span the entire range of the performance spectrum and therefore care should be taken when developing applications, especially for these older devices. Please have the capabilities of your target device in mind when developing your application, the following points will help with this.

- JavaScript libraries such as Sencha touch or JQuery Mobile can use a significant amount of memory at runtime. The more JavaScript libraries loaded into the DOM the greater the RAM footprint of the web page will be.
- There are APIs available in the product to monitor the memory including memory logs and a Memory API. You can use these tools to get a handle on the requirements of your application.
- Resources are available on our [Developer Community](#) to help create great looking, streamlined apps including blogs and webinars coming soon.
- Online performance tests for JavaScript and CSS, particularly those involving DOM manipulation will often be written to target desktop computers and may not run on all supported devices.
- Windows Mobile 5.0 is not supported in this release, devices should be updated to Windows Mobile 6.x where possible.

Localizations

The Enterprise Browser has been approved to run on the following localized device operating systems:

- French
- Italian
- German
- Spanish
- Portuguese
- Traditional Chinese
- Simplified Chinese
- Korean (Windows Embedded Handheld Only)
- Japanese

Approved localized operating systems can be obtained from [Support Central](#).

COMPONENTS OF ENTERPRISE BROWSER

PC Components

Enterprise Browser components are installed in the following folders:

COMPONENT	LOCATION
Enterprise Browser Runtime	C:\EnterpriseBrowser\[installation type]\EnterpriseBrowser_[version#]_[webview].[cab/apk]
JavaScript Files	C:\EnterpriseBrowser\EnterpriseBrowser*.js
JavaScript Files (Backwards Compatibility)	C:\EnterpriseBrowser\BackwardsCompatibility*.js
Installer	C:\EnterpriseBrowser\EnterpriseBrowser.exe
Feature Demo	C:\EnterpriseBrowser\Feature-Demo\
Printing CAB file	C:\EnterpriseBrowser\Printing-Service\PrintingService.cab

[Back to Top](#)

INSTALLATION

The Enterprise Browser is installed by running the MSI available from [Support Central](#). The MSI can be used to deploy variants of the Enterprise Browser executable to the target device.

[Back to Top](#)

USAGE NOTES

Module specific notes

- It is not recommended to use alert boxes to display scanned information or notify of gesture recognition in a production environment.
- The ScannerType property of the Barcode API should not be relied upon to accurately report the type of Scanner in use.
- Enterprise Browser applications using the Audio capture APIs should specify a name prior to capturing rather than relying on the default and the application should be designed to take account of the time taken for the hardware to initialize.
- Only one alert should be shown at any one time on WM/CE devices.
- Printing Issues:
 - Printer discovery is unreliable on Windows and Android devices. The most reliable way to connect to a printer is by calling 'searchPrinters' and providing the Bluetooth or IP address of the printer you want to connect to. Switching from IP to Bluetooth connections on WinCE requires a restart of the application.
 - Attempting to connect to a printer after disconnecting will return an error on Android/WM.
 - The retrieveFileNames and retrieveFileNamesWithExtensions methods require you to pass an anonymous callback function. Named callback functions will not work.
 - In CE7 device's, Printer & PrinterZebra API is not supported with new series of Bluetooth Zebra printers.
- Debug buttons are not designed to be used in production code and may cause undesirable side effects.
- There is currently no support for the card reader on the MC32NO Android.
- Taking signature in full screen mode is not compatible with device auto rotation.

Usage notes for Windows Mobile / Windows Embedded Handheld and Windows CE

- Scanner and Imager viewfinder parameters are not infinitely adjustable and the requested resolution must be supported by the hardware, otherwise the output may be scaled or snapped to the closest supported size. The viewfinder should be configured prior to being displayed. Additionally on Windows Embedded Handheld the Imager module width and height parameters should not be set to 500 or greater when using the color camera.
- Configuring the data buffer size or data format on Windows CE or Windows Embedded handheld should be done prior to enabling the scanner.
- The Kiosk devices may spuriously report that they have a camera installed when queried through the System API.
- When capturing a video on the MC45 device the preview window will fill the whole screen. To stop the capture prematurely use the KeyCapture API to stop() the capture.
- Filenames used in the Video Capture API should be restricted to alphabetical characters.
- When using the Signature API on Windows, the filename of the capture will be returned without the associated extension.
- When capturing audio or video, please be aware of file locks when overwriting existing files, as this can cause the capture to fail.
- Audio Capture should not be invoked on devices without a microphone, such as the VC5090.
- Do not set the Windows start menu to 'auto hide' on CE, this has compatibility issues with Enterprise Browser full screen mode.
- Streaming audio or video is not available in the Media Player API for WM or CE.
- Notes around using the RemoteScanner Module:
 - It is recommended to store the PIN and not require users to manually enter it when associating with the scanner.
 - The rsmDecodeFeedback property can not be used to disable the sound and illumination.
- Functionality of the Network API should not be exercised through ActiveSync or Windows Device Center, depending on your desktop OS.
- The Bluetooth server connection has stability issues under some deployment scenarios.
- The takeFullScreen method of the Signature API should not be used on the MK3100 device, non full screen signature capture is still available.
- Javascript onkeydown,onkeypress,onkeyup events are not supported in Windows mobile devices running Internet explorer. Use EnterpriseBrowser Keycapture APIs instead to capture the key presses.

- When launching basic Autheticated URLs on the startpage, perform the following steps.
 - License the Device. Note: *If the requirement is to have a basic authenticated URL as a startpage, then its mandatory to first license the device and set ShowLicenseConfirmation to 0.*
 - Set `<ShowLicenseConfirmation value="0">` Note: *Setting ShowLicenseConfirmation value="0" will bypass the License screen if the device is already licensed*
 - Refer to 'ShowLicenseConfirmation' section in Config Reference within the documentation for more information.

Usage notes for Android.

- The Home Key cannot be intercepted or blocked on Android; please refer to the device documentation for details of how to enable OS lockout.
- UsPlanetReportCheckDigit and UsPostNetReportCheckDigit have no effect on Android.
- Once disabled, EAN13 barcodes should not be scanned with Android.
- Bluetooth radio does not turn off when BluetoothManager.off_bluetooth is called and will not turn on automatically on Android when Bluetooth APIs are exercised.
- The Code128IsBtTable Barcode symbology is not supported on Android.
- Autorotate should not be disabled on Android devices.
- When using the Native TabBar on Android, ensure the enablePageLoadingIndication property is set to 'true' to avoid potential issues on load.
- The device volume buttons will become non-functional in all Android devices unless you specify `<EnableFunctionKey_F1/>` and `<EnableFunctionKey_F2/>` in your config.xml file.
- When extracting the console log from JellyBean devices you should not interact with the device.
- The rhoconfig parameter 'local_server_port' is not supported.
- The CardReader API is not available on the MC32 Android device.
- All RhoElements 1-2.2 APIs which use files treat the /mnt/sdcard/ directory as root. Therefore, you must have an SDCard.
- Zebra Android JB device should not be upgraded with the latest EMDK. TC70 KK device can be updated with the latest EMDK.
- In MC18 KK device, donot disable the DataWedge through Settings->Apps from Running/All tab. However, it is mandatory to disable all DataWedge profiles.
- In MC18 KK device, AudioCapture, Imager and KeyCapture API are not supported because of device limitations.

Usage notes for the Webkit Rendering Engine

- SMS, Email and wtai URIs e.g. `` are not supported on Windows Mobile / CE.
- It is strongly recommended to avoid using framesets and make use of `<div>` and `` tags. A single page is faster to process and it is not possible to guarantee which frames' tags will be parsed first; also any JavaScript callbacks will always be sent to the parent frameset page.
- Form input types <http://www.w3.org/TR/html5/forms.html> are not yet supported.
- HTML5 Video / Audio is not yet supported.
- CSS Gradients, Complicated CSS shadows or displaying shadows on rotated objects have been known to cause visual and performance issues on the CE/WEHH WebKit browser.
- The HTML5 web worker functionality should not be used on Windows devices.
- You can not select multiple items simultaneously from a combo box on Android devices.
- Input attribute 'autofocus' should not be relied upon to set field focus, please use JavaScript alternatives.
- On WM/CE Ekioh Webkit we support the "Basic" and "Digest" forms of the WWW-Authenticate header as descibed here: <https://www.ietf.org/rfc/rfc2617.txt>.
- Ensure to set Microsoft Bluetooth SStack to 0 in registry in CE device while accessing Printer or PrinterZebra API.

Configuration Options

- On reinstalling Enterprise Browser on Android, the previous config.xml file will not be overwritten.
- The `<LogUser />` log severity has no effect if `<LogInfo />` is disabled, disabling `<LogInfo />` will have no effect on info logs.
- To navigate to secure web pages, it is necessary to specify both the HTTP and HTTPS proxies.

Upgrading to a newer version

When updating your version of Enterprise Browser, you may want to preserve your settings. This is not done automatically, so here are the steps.

- Save a copy of your Enterprise Browser Config.xml with existing settings from the following locations:
 - For Windows Mobile/CE
 - `\Program Files\EnterpriseBrowser\Config\Config.xml`
 - For Android
 - `<mass storage location>/Android/data/com.symbol.enterprisebrowser/Config.xml`
- Uninstall Enterprise Browser from the device.
 - *Note: It is not strictly necessary to uninstall the old version of Enterprise Browser as it will be uninstalled automatically when you install the new version.*
- Install the new version of Enterprise Browser.
- Update the existing Config.xml for new features.
 - *Update your existing configuration with any changes required to take advantage of new features added in the latest Enterprise Browser version. Please refer to the 'Release Notes' section for details of any newly added features and any corresponding changes required to your configuration, if applicable.*
- Overwrite the default config.xml created at installation with the modified Config.xml.
 - For Windows Mobile/CE
 - `\Program Files\EnterpriseBrowser\Config\Config.xml`
 - For Android
 - `<mass storage location>/Android/data/com.symbol.enterprisebrowser/Config.xml`

Data Persistence

Users have a number of options when choosing to persist their data locally including Web Storage and Web SQL databases.

- On Android, Enterprise Browser depends on the OS implementation of the storage solution and will persist across a re-install of Enterprise Browser. More detail on storage solutions can be found here: <http://www.html5rocks.com/en/features/storage>
- On Windows Mobile the location of the databases are defined in your Config.xml and will also persist across a re-install of Enterprise Browser. If wiping your device it is recommended to take a copy of your .db files on Windows Mobile / CE; on Android, whether the database persists an OS update will depend on the underlying OS implementation when upgrading.

[Back to Top](#)

ISSUES FIXED IN THIS RELEASE

- Navtimeout value in config.xml is not working
- MC9090CE - History:back functionality does not work
- Badlink HTML page is referencing GIF files instead of the PNG files on the device.
- MC40 JB Rev B, EB 1.0, Home Button not functioning as expected in NativeToolbar
- MC40 JB Rev B, EB 1.0, Custom Icon not functioning as expected in NativeToolbar
- EB1.1/1.0 TC70 v112414 FontFamily does not seem to change font / cannot use custom fonts
- Using KeyCapture to go back requires 2 keypresses instead of 1
- MC9090CE - Various DebugButtons UI controls not functional

[Back to Top](#)

KNOWN ISSUES

Known Issues using Android

- LogMaxSize does not take effect on Android.
- WriteConfigSetting and ReadConfigSetting of Generic module do not function on Android.
- Calling getProperty with 'hasCalendar' always returns FALSE on the MC32N0 Android.
- Displaying notification messages of type dialog, notification etc are not taking effect on the MC32N0 Android.
- The scanTimeout parameter does not take effect on the MC32N0 Android and the MC18 CE7.
- takeFullScreen will always display in portrait mode only on the MC40 JB and TC70 KitKat.
- The default duration will not apply to the TC70 when calling 'videoCapture.start().' To avoid this issue please set videoCapture.duration.
- After installation of Enterprise Browser and then subsequently adding an SD card, the original configuration will be ignored and a new default config.xml (generated) will be applied from the SD card.
- If the user taps the screen outside of the authentication box, it will cancel the login page and display a server page error. Tested on MC40 and ET1.
- If the user enters the incorrect credentials, the application will clear the fields rather than navigate to the login failed page. This is known to affect the ET1 and the MC40.
- Sound tags such as <DecodeVolume>, <DecodeFrequency>, <DecodeDuration>, <ScanDecodeWav> are not taking effect on the TC70 & MC18 Android KK device.
- Config tags such as <HTTP_Proxy>, <WebDB>, <ApplicationCache>, <ViewportWidth> does not take effect on the Android device.
- Config tag <UserAgent> is not supported in Android device.
- Barcode properties like decodeSound, decodeDuration, decodeFrequency, decodeVolume & scanTimeout which is being accessed through EB namespace does not take effect in TC70 & MC18 KK devices.
- Streaming audio or video files via https will not function when using MediaPlayer on the MC18 KK device.
- The enableCache property of Webview API does not take effect on Android devices.

Known issues using Webkit on Windows

- Calling take with SignatureCapture set to full screen fails to capture on MK3100 CE7.
- Disabling touch input by using the Stylus API has no effect on MC92N0 CE/WM.
- Installed Persistent Enterprise Browser is not shown in Remove Programs on CE device after cold boot.
- Javascript cannot be disabled when using Webkit on Windows.
- Passkey is required to be set in order to use the Push API. Affects MC9190 CE6.
- ResizeOnSIP has no effect on MC92N0 CE/WEHH
- RSM DecodeFeedback cannot be disabled. This occurs on the MC9190 device running CE6.
- Setting autoRotate to Enabled or Disabled does not have any effect on MC67NA WM devices.
- SIP disappears when changing screen orientation on Windows Mobile from portrait to landscape. This occurs on the MC9190 device running CE6.
- Streaming video via HTTP will not function when using MediaPlayer on the MC32N0 CE7.
- The barcode scanner fails to fire on a MK3100 CE7 device when the System\LowBattery option, in Config.xml, is set to 0.
- The notification event returns LED and pager objects that do not exist. Occurs on MK3100 when using Webkit.
- Unexpected behaviour when scanning Signature barcodes on the MC92N0 CE7
- Unpredictable behaviour when using tilt and shake gestures on Windows devices.
- Rotating the screen from landscape to portrait and simultaneously displaying the SIP, results in a reposition of the SIP. This occurs on the MC9190 CE6.
- After Enterprise Browser is minimized, If the device is rotated to landscape position during a restore operation the application may fail to maximize. This can be avoided by setting ScreenOrientation\AutoRotate value to 0 in Config.xml This affects the MC92N0 CE7.
- Setting the screen orientation using the API 'EB.ScreenOrientation' does not take effect. Affects the MC65 WM6.5.
- Hold Gestures are not detected on an MC18 CE7 device.
- HTML Styles tag <CaretWidth> does not take effect on the WM/CE device.

Known Issues using Internet Explorer on Windows

- Gesture Diagnostics overlay disappears when the gesture is performed. This issue occurs when using the IE webview on Windows Mobile only. Tapping the screen after a gesture action will resume the display.
- Including external JS/CSS files do not take affect if hosted on Apache server. Affects Windows Mobile.
- MicroFlash ActiveX does not work on WM and CE devices.
- SIP position cannot be changed on CE 7 devices using the IE engine.
- The product registration screen fails to show the licensee. Affects MC67 WM6.5 using the IE Webview.
- The SignatureCapture area may lose focus, and will not be visible, after scrolling on the MC32N0.
- The Alarm method will not fire on MK4000 CE5 when using the IE webview. As a workaround, use setInterval or setTimeout.
- The card reader does not function on the MC959B WM6.1 when using the IE webview.
- When navigating to an Authentication screen with IE as the webview, on either WM or CE, the application will navigate to the badlink page after the timeout set Navigatate\NavTimeout in Config.xml. Note it is not possible to set the time out higher than 45 seconds on IE.
- CE5 & CE6 truncate the request variables when a navigation to badlink occurs, so the page will be navigated to, but the reason for the failure will not be displayed.

Known Issues common to Internet Explorer and Webkit

- Push does not function when setting the port to 8080 on MC32N0 CE7.

Offline Help Document Issues

- Sections of the offline help docs erroneously mention IOS. please note IOS is not supported in Enterprise Browser.
- The documentation incorrectly states that all function keys are disabled by default within Config.xml.
- The videoCapture API is incorrectly identified within the offline docs. Use the online documentation [Enterprise Browser LaunchPad](#) when referencing this API.

[Back to Top](#)

SUPPORTED CIPHERS

The following SSL Ciphers are supported in Windows WebKit

- TLS_ECDHE_RSA_WITH_RC4_128_SHA (0xc011)
- TLS_ECDHE_ECDSA_WITH_RC4_128_SHA (0xc007)
- TLS_ECDH_RSA_WITH_RC4_128_SHA (0xc00c)
- TLS_ECDH_ECDSA_WITH_RC4_128_SHA (0xc002)
- TLS_RSA_WITH_RC4_128_SHA (0x0005)
- TLS_RSA_WITH_RC4_128_MD5 (0x0004)
- TLS_ECDHE_RSA_WITH_AES_256_GCM_SHA384 (0xc030)
- TLS_ECDHE_ECDSA_WITH_AES_256_GCM_SHA384 (0xc02c)
- TLS_ECDHE_RSA_WITH_AES_256_CBC_SHA384 (0xc028)
- TLS_ECDHE_ECDSA_WITH_AES_256_CBC_SHA384 (0xc024)
- TLS_ECDHE_RSA_WITH_AES_256_CBC_SHA (0xc014)
- TLS_ECDHE_ECDSA_WITH_AES_256_CBC_SHA (0xc00a)
- TLS_DHE_DSS_WITH_AES_256_GCM_SHA384 (0x00a3)
- TLS_DHE_RSA_WITH_AES_256_GCM_SHA384 (0x009f)
- TLS_DHE_RSA_WITH_AES_256_CBC_SHA256 (0x006b)
- TLS_DHE_DSS_WITH_AES_256_CBC_SHA256 (0x006a)
- TLS_DHE_RSA_WITH_AES_256_CBC_SHA (0x0039)
- TLS_DHE_DSS_WITH_AES_256_CBC_SHA (0x0038)
- TLS_ECDH_RSA_WITH_AES_256_GCM_SHA384 (0xc032)
- TLS_ECDH_ECDSA_WITH_AES_256_GCM_SHA384 (0xc02e)

- TLS_ECDH_RSA_WITH_AES_256_CBC_SHA384 (0xc02a)
- TLS_ECDH_ECDSA_WITH_AES_256_CBC_SHA384 (0xc026)
- TLS_ECDH_RSA_WITH_AES_256_CBC_SHA (0xc00f)
- TLS_ECDH_ECDSA_WITH_AES_256_CBC_SHA (0xc005)
- TLS_RSA_WITH_AES_256_GCM_SHA384 (0x009d)
- TLS_RSA_WITH_AES_256_CBC_SHA256 (0x003d)
- TLS_RSA_WITH_AES_256_CBC_SHA (0x0035)
- TLS_ECDHE_RSA_WITH_3DES_EDE_CBC_SHA (0xc013)
- TLS_ECDHE_ECDSA_WITH_3DES_EDE_CBC_SHA (0xc008)
- TLS_DHE_RSA_WITH_3DES_EDE_CBC_SHA (0x0016)
- TLS_DHE_DSS_WITH_3DES_EDE_CBC_SHA (0x0013)
- TLS_ECDH_RSA_WITH_3DES_EDE_CBC_SHA (0xc00d)
- TLS_ECDH_ECDSA_WITH_3DES_EDE_CBC_SHA (0xc003)
- TLS_RSA_WITH_3DES_EDE_CBC_SHA (0x000a)
- TLS_ECDHE_RSA_WITH_AES_128_GCM_SHA256 (0xc02f)
- TLS_ECDHE_ECDSA_WITH_AES_128_GCM_SHA256 (0xc02b)
- TLS_ECDHE_RSA_WITH_AES_128_CBC_SHA256 (0xc027)
- TLS_ECDHE_ECDSA_WITH_AES_128_CBC_SHA256 (0xc023)
- TLS_ECDHE_RSA_WITH_AES_128_CBC_SHA (0xc013)
- TLS_ECDHE_ECDSA_WITH_AES_128_CBC_SHA (0xc009)
- TLS_DHE_DSS_WITH_AES_128_GCM_SHA256 (0x00a2)
- TLS_DHE_RSA_WITH_AES_128_GCM_SHA256 (0x009e)
- TLS_DHE_RSA_WITH_AES_128_CBC_SHA256 (0x0067)
- TLS_DHE_DSS_WITH_AES_128_CBC_SHA256 (0x0040)
- TLS_DHE_RSA_WITH_AES_128_CBC_SHA (0x0033)
- TLS_DHE_DSS_WITH_AES_128_CBC_SHA (0x0032)
- TLS_ECDH_RSA_WITH_AES_128_GCM_SHA256 (0xc031)
- TLS_ECDH_ECDSA_WITH_AES_128_GCM_SHA256 (0xc02d)
- TLS_ECDH_RSA_WITH_AES_128_CBC_SHA256 (0xc029)
- TLS_ECDH_ECDSA_WITH_AES_128_CBC_SHA256 (0xc025)
- TLS_ECDH_RSA_WITH_AES_128_CBC_SHA (0xc00e)
- TLS_ECDH_ECDSA_WITH_AES_128_CBC_SHA (0xc004)
- TLS_RSA_WITH_AES_128_GCM_SHA256 (0x009c)
- TLS_RSA_WITH_AES_128_CBC_SHA256 (0x003c)
- TLS_RSA_WITH_AES_128_CBC_SHA (0x002f)
- TLS_EMPTY_RENEGOTIATION_INFO_SCSV (0x00ff)

[Back to Top](#)

PART NUMBERS

The following table lists the part numbers for Enterprise Browser

PART NUMBER	DESCRIPTION	FIRST RELEASE DATE	COMMENTS
EB_1_2	Enterprise Browser for Windows & Android operating systems	6th July 2015	Version 1.2.9

[Back to Top](#)

Last revised: 6th July 2015
